

Black-Out Poetry Project





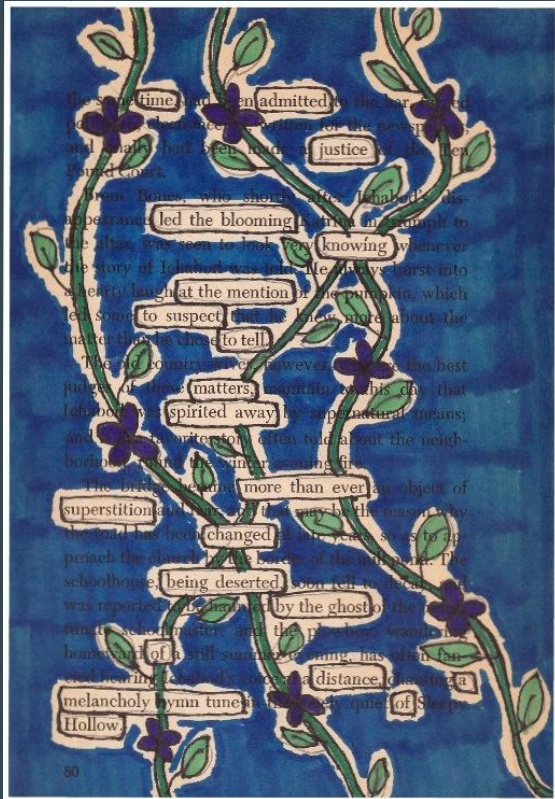
November 24

Remember this?

s
t
c
m

apple apple apple apple
apple yum apple yum apple yum apple
juicy juicy juicy juicy juicy juicy juicy juicy juicy
crunchy crunchy crunchy crunchy crunchy crunchy
red yellow green red yellow green red yellow green red
apple apple apple apple apple apple apple apple apple apple
apple apple apple apple apple apple apple apple apple apple
apple apple apple apple apple apple apple apple apple apple
yum delicious yum delicious yum delicious yum delicious yum
yum yum yum yum yum yum yum yum yum yum yum yum yum yum
yum yum yum yum yum yum yum yum yum yum yum yum yum yum
yum yum yum yum yum yum yum yum yum yum yum yum yum yum
yum yum yum yum yum yum yum wormy worm yuk yuk yum yum
yum yum yum yum yum yum yum wormy worm yuk yuk yum yum
yum yum yum yum yum yum yum yum yum yum yum yum yum
yum delicious yum delicious yum delicious yum delicious
apple apple apple apple apple apple apple apple apple
apple apple apple apple apple apple apple apple
apple apple apple apple apple apple apple
red yellow green red yellow green red
crunchy crunchy crunchy crunchy
juicy juicy juicy juicy
apple apple

Here are some different kinds of examples...

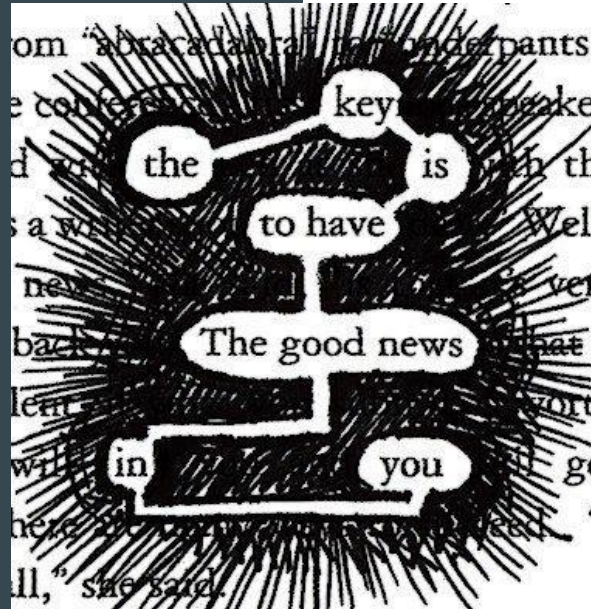


Mood

How the audience feels about a text


Tone

How the author puts feeling into the text



Theme

- The main idea of the text



**Now it's time to make your
own!**

Black-Out Poetry Assignment

- You are going to create your very own black-out poem!
- You'll cover it in art that conveys the tone, the theme, or the mood
- Those of you who are in quarantine, there is an online page for you to work with
 - You can either print out the page and black it out physically and upload a picture
 - Or you can use the highlight tool and some clip art or a drawing tool
- Be sure it's school appropriate
- ALSO, you'll write a sentence or two about how your words connect to your art and how that connects to the mood, tone, or theme.